

PRODUCT LINE: ACCESS

PRODUCT NAME: ACT365

MODEL(S): V1.1.0

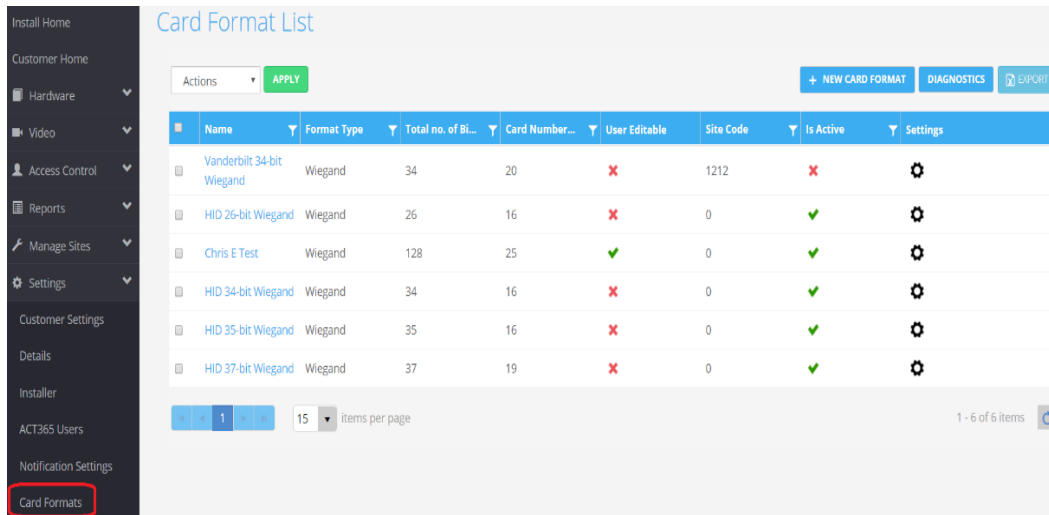
CATEGORY: Service Update

CONTACT: Local Tech Support

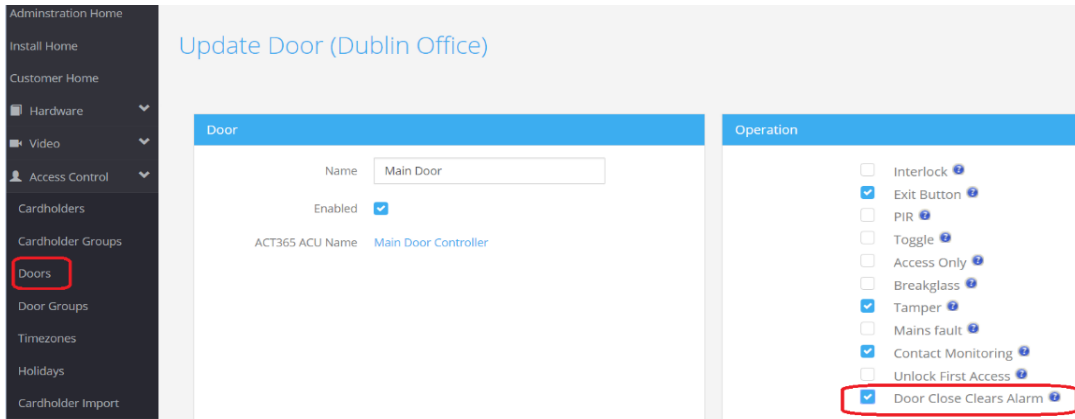
DATE: 12/01/2018

New functionality included in this release:

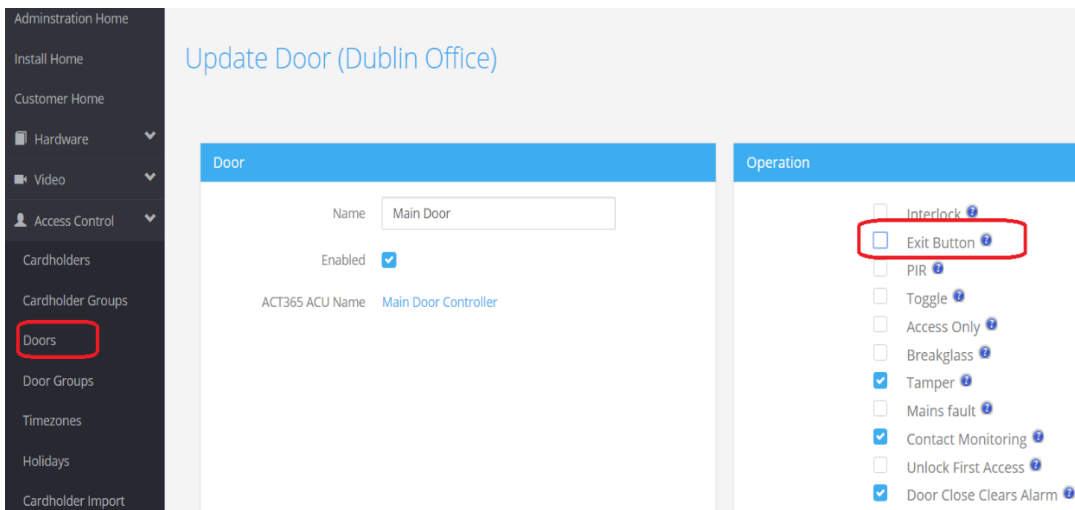
1. Diagnose cards and create card format templates. From the Installer Administrator account, select “Settings | Card Formats” menu then “Diagnostics” or “NEW CARD FORMAT.”




2. Allow door forced alarms to be cleared by closing the door. From installer account, select “Access Control | Doors” menu then set “Door Close Clears Alarm” on the required door.



3. Prevent Rex button from energizing the door relay. From installer account, select “Access Control | Doors” menu then un-setting “Exit Button” on the required door.



4. Localization: Polish Localization has been added to the system
5. Configure ACT365 VCU from the ACT365 web portal. Note ACT365 VCU due for release quarter 1 2018. From installer account, select “Hardware | ACT365 VCU” from the menu then setting “Configure” icon  .

